





# IMPROVING THE CARBON BALANCE



## Capturing Carbon

Trees, like other plants, create their own food source through photosynthesis..


The carbon that the tree absorbs from the atmosphere is stored in the tree, its leaves, its branches, its bark and its wood.



## Storing Carbon

Carbon is also stored in the wood products produced from planted trees and managed forests within the farm landscape.

**Planting trees is one of the cheapest and most effective means of removing CO2 from the atmosphere.**



## Try the Farm Carbon Forestry Tool

## Learning Activities

Research some of the initiatives governments are using to encourage farmers to plant trees on their farms as part of carbon offset schemes.

Create a diagram of the farm landscape that indicates some of the key ways carbon can be produced, captured and stored.

## Questions to Explore

- What are some of the key sources of carbon emissions and sequestration in food and fibre production?
- What role do trees play in contributing to sequestration of carbon in the soil?
- How does the carbon footprint of timber compare to other materials such as concrete and steel?

## Find out more...

[Carbon Plantations Kit](#)

[Making cents of carbon and emissions on farm](#)